



Hoyt Insulation Testers

Analog (1kV up) H.V. Insulation Testers

6200 IN	1
6201 IN	2

Analog (1kV below) Insulation Testers

1125 IN	3
1126 IN	4
1131 IN	5
1132 IN	6
1180 IN	7
1652 IN	8
1800 IN	9
1832 IN	10
2132 IN	11
2732 IN	12
4132 IN	13
8031 IN	14
8052 IN	15
ST-1503	16
ST-1504	16

Digital (1kV up) H.V. Insulation Testers

2803 IN	17
2804 IN	17
4103 IN	18
4104 IN	19
4305 IN	20
4310 IN	21
6210A IN	22

Digital (1kV up) H.V. Insulation Testers

6211A IN	22
6212A IN	23
6213A IN	24
6304 IN	25
6305 IN	26
6305A IN	27
6310 IN	28
7015 IN	29
7016 IN	30

Digital (1kV below) Insulation Testers

1160 IN	31
1161 IN	32
1651 IN	33
1851 IN	34
2151 IN	35
2751 IN	36
2801 IN	37
8005 IN	38
8010 IN	39

Insulation Testers (For Telecoms)

1100 IN	40
1801 IN	41

**H.V. Insulation Testers
(OLED Display 1kV up)**

6213 IN-M	42
-----------------	----

6200 IN Analog (Up to 5kV) Insulation Tester



CE

Features

- Microprocessor-controlled.
- High quality Taut Band movement.
- Two insulation test voltages.
- Insulation resistance, auto ranging on all ranges.
- Low Battery LED indication.
- Beeper warning of external voltage.
- Fully protected : crow bar.
- Housed in carry case.

Specifications

Insulation Resistance

Test voltage (DC V)	2500V	5000V
---------------------	-------	-------

Measuring ranges	0-100GΩ	0-200GΩ
------------------	---------	---------

Accuracy	±5% of full scale	
----------	-------------------	--

Live warning	>500V AC	
--------------	----------	--

General

Operating temperature & humidity 0°C ~ 40°C, up to 85% R.H.

Dimensions 330(L) × 260(W) × 160(D) mm

Weight

Approx. 3500g (battery included)

Power source

1.5V "C"× 8 Alkaline batteries



AL-50 AL-30B AL-30AG AL-23CA B
AL-23CA R

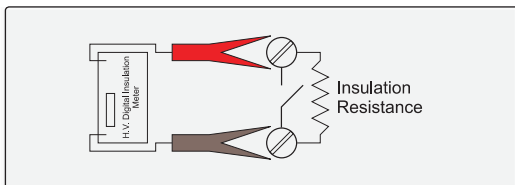
Accessories

Instruction manual

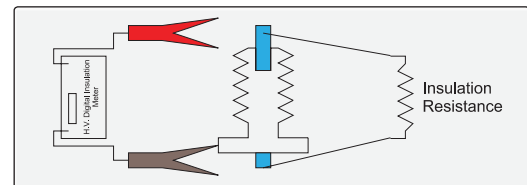
Test leads

Batteries

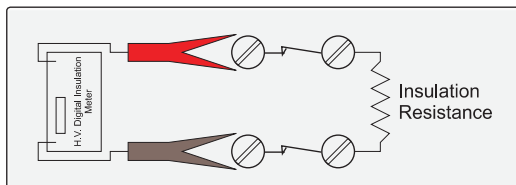
Measuring Insulation of Open Contacts of Circuit Breaker



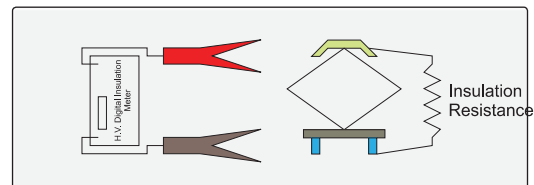
Insulator



Measuring Insulation between contacts of Circuit Breaker



Insulator or Railway Coach



6201 IN Analog (Up to 10kV) Insulation Tester



CE

Features

- Microprocessor-controlled.
- High quality Taut Band movement.
- Two insulation test voltages.
- Insulation resistance, auto ranging on all ranges.
- Low Battery LED indication.
- Beeper warning of external voltage.
- Fully protected : crow bar.
- Housed in carry case.

Specifications

Insulation Resistance

Test voltage (DC V)	5000V	10000V
Measuring ranges	0-200GΩ	0-400GΩ
Accuracy	±5% of full scale	
Live warning	>500V AC	

General

Operating temperature & humidity	0°C ~ 40°C, up to 85% R.H.
Dimensions	330(L) × 260(W) × 160(D) mm
Weight	Approx. 3500g (battery included)
Power source	1.5V "C" × 8 Alkaline batteries

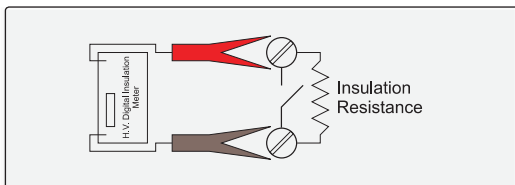


AL-50 AL-30B AL-30AG AL-23CA B
AL-23CA R

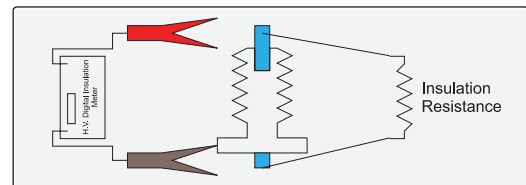
Accessories

Instruction manual
Test leads
Batteries

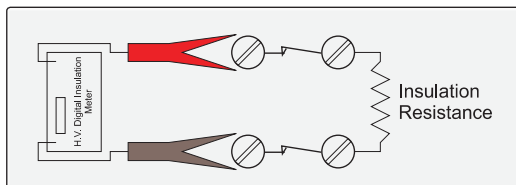
Measuring Insulation of Open Contacts of Circuit Breaker



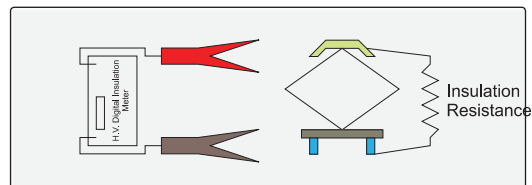
Insulator



Measuring Insulation between contacts of Circuit Breaker



Insulator or Railway Coach



Analog (1kV below) Insulation Testers

1125 IN (Up to 500V) Analog Insulation Tester



CE

Features

- High quality Taut Band movement.
- Measures insulation(MΩ) and AC voltage.
- LED indication for testing insulation.
- Highly efficiency and accurate DC-DC converter.
- Battery check function.
- Compact and lightweight.
- AC voltage measurement can be made without depressing the test button.

Specifications

Insulation Resistance

Test voltage (DC V)	500V
Output voltage on open circuit	Rated test voltage +10%
Measuring ranges	0-1000MΩ
Mid-scale value	20MΩ
Accuracy	1-500MΩ : ± 5% rdg 0.7% of scale length at other ranges
Short circuit current	1mA

AC Voltage

Range	0-600V AC
Accuracy	± 2.5% of full scale



AL-28-5



AL-25C

General

Operating temperature & humidity	0°C ~ 40°C, up to 85% R.H.
Storage temperature & humidity	-10°C ~ 50°C, up to 85% R.H.
Dimensions	175(L) × 85(W) × 75(D)mm
Weight	Approx. 560g (battery included)
Power source	1.5V (AA) × 8
Safety standard	EN 61010-1 CAT III 600V, EN 61326-1

Accessories

- Instruction manual
- Test leads
- Shoulder belt
- Batteries
- Soft pouch (Optional)

Analog (1kV below) Insulation Testers

1126 IN (Up to 1kV) Analog Insulation Tester



Features

- High quality Taut Band movement.
- Measures insulation(MΩ) and AC voltage.
- LED indication for testing insulation.
- Highly efficiency and accurate DC-DC converter.
- Battery check function.
- Compact and lightweight.
- AC voltage measurement can be made without depressing the test button.

Specifications

Insulation Resistance

Test voltage (DC V)	1000V
Output voltage on open circuit	Rated test voltage +10%
Measuring ranges	0-2000MΩ
Mid-scale value	50MΩ
Accuracy	2-1000MΩ : ± 5% rdg 0.7% of scale length at other ranges
Short circuit current	1mA

AC Voltage

Range	0-600V AC
Accuracy	± 2.5% of full scale



AL-28-5



AL-25C

General

Operating temperature & humidity	0°C ~ 40°C, up to 85% R.H.
Storage temperature & humidity	-10°C ~ 50°C, up to 85% R.H.
Dimensions	175(L) × 85(W) × 75(D)mm
Weight	Approx. 560g (battery included)
Power source	1.5V (AA) × 8
Safety standard	EN 61010-1 CAT III 600V, EN 61326-1

Accessories

- Instruction manual
- Test leads
- Shoulder belt
- Batteries
- Soft pouch (Optional)

1131 IN (1kV below) Analog Insulation Tester



CE

Features

- High quality Taut Band movement.
- Three insulation test voltages (DC) : 250V, 500V, 1000V.
- Two ranges for continuity test : 2Ω & 20Ω.
- Compact and lightweight.
- AC voltmeter with linear scale up to 600Vac.
- 200mA continuity short-circuit current.
- 1mA test current on insulation test at nominal voltage.
- Automatic discharge of capacitive and inductive circuit with charge stored in the circuit under test.
- Live warning and display of external voltage presence.
- Fuse, air gap, crowbar and overload protected.
- On line battery monitoring shows if battery is ok.
- Manual zero ohm adjustment.
- Low battery consumption.
- Mirror scale.
- Push and turn locking switch for continuous and hand free testing.
- BS 16 edition.

Specifications

Insulation Resistance

Test voltage (DC V)	250V	500V	1000V
Output voltage on open circuit	Rated test voltage +10%		
Measuring ranges	0-100MΩ	0-200MΩ	0-400MΩ
Mid-scale value	1MΩ	2MΩ	4MΩ
Scale multiplier	×1/2	×1	×2
Accuracy	± 5% of indicated value		
Output short- circuit current	≥ 1.0mA		

Continuity

Measuring range	2Ω / 20Ω
zero Ω adjustment by knob	√
Output short- circuit current	≥ 200 mA
Accuracy	± 1.5% of scale length

AC Voltage

Range	0-600V AC
Accuracy	± 3% of scale length

General

Voltage warning	Warning light circuit live lit from 90Vdc / 70Vac, Buzzer beep from 24V ac/dc
Battery check	Battery check indicate good batteries from 8.5Vdc to 13Vdc during a load test of 205mA. Battery OK LED lit from 8.5Vdc and is operative while testing.
Dimensions	175(L) × 85(W) × 75(D)mm
Weight	Approx. 650g (battery included)
Power source	1.5V (AA) × 8
Safety standard	EN 61010-1 CAT III 600V, EN 61326-1



AL-24-5



AL-21C2-4



CAC-1132



BET-1800

Accessories

- Instruction manual
- Test leads
- Shoulder belt
- Batteries
- Soft pouch (Optional)

Analog (1kV below) Insulation Testers

1132 IN (1kV below) Analog Insulation Tester

Features

- High quality Taut Band movement.
- Three insulation test voltages(DC) : 250V, 500V, 1000V.
- Two continuity test on low ohms : 3Ω & 500Ω.
- Compact and lightweight.
- AC voltmeter with linear scale up to 600 Vac.
- 200mA continuity short circuit current.
- 1mA test current on insulation test at nominal voltage.
- Automatic discharge of capacitive and inductive circuit with charge stored in the circuit under test.
- Live warning and display or external voltage presence.
- Fuse, air gap, crowbar and overload protected.
- On line battery monitoring shows if battery is ok.
- Manual zero ohm adjustment.
- Low battery consumption.
- Mirror scale.
- Push and turn locking switch for continuous and hand free testing.
- BS 16 edition.

Specifications

Insulation Resistance

Test voltage (DC V)	250V	500V	1000V
Output voltage on open circuit	Rated test voltage +10%		
Measuring ranges	0-100MΩ	0-200MΩ	0-400MΩ
Mid-scale value	1MΩ	2MΩ	4MΩ
Scale multiplier	×1/2	×1	×2
Accuracy	± 5% of indicated value		
Output short- circuit current	≥ 1.0mA		

Continuity

Measuring range	3Ω / 500Ω
Output short- circuit current	≥ 200 mA
Accuracy	± 1.5% of scale length

AC Voltage


Range	0-600V AC
Accuracy	± 3% of scale length

General

Voltage warning	Warning light circuit live lit from 90Vdc / 70Vac, Buzzer beep from 24V ac/dc
Battery check	Battery check indicate good batteries from 8Vdc to 13Vdc during a load test of 205mA. Battery OK LED lit from 6.5Vdc and is operative while testing.
Dimensions	175(L) × 85(W) × 75(D)mm
Weight	Approx. 650g (battery included)
Power source	1.5V (AA) × 8
Safety standard	EN 61010-1 CAT III 600V, EN 61326-1



CE



AL-24-5



AL-21C2-4



CAC-1132



BET-1800

Accessories

Instruction manual
Test leads
Shoulder belt
Batteries
Soft pouch

Analog (1kV below) Insulation Testers

1180 IN (1kV below) Analog Insulation Tester



CE

Features

- High quality Taut Band movement.
- Battery operated.
- Solid state circuitry.
- Battery check feature.
- Automatic circuit discharge.
- Three insulation test voltages(DC) : 250V, 500V, 1000V
- Continuity test : 50 Ω
- AC voltage measurement : 500V
- Color-coded scale.
- Fuse protected.

Specifications

Insulation Resistance

Test voltage (DC V)	250V	500V	1000V
Output voltage on open circuit	Rated test voltage +10%		
Measuring ranges	0-100M Ω	0-200M Ω	0-400M Ω
Accuracy	\pm 5% of indicated value		
Short circuit current	2mA DC		
Power consumption	190mA		

Continuity

Measuring range	3 Ω / 500 Ω & ∞
Accuracy	\pm 5% of scale length
Open circuit voltage	4V DC Approx.
Short circuit current	145mA DC Approx.
Power consumption	200mA

AC Voltage

Range	0-500V AC
Accuracy	\pm 2.5% of full scale
Line frequency range	40 -1k Hz

General

Dimensions	175(L) \times 85(W) \times 75(D)mm
Weight	Approx. 600g (battery included)
Power source	1.5V (AA) \times 8
Safety standard	EN 61010-1 CAT III 600V, EN 61326-1

Accessories

Instruction manual
Test leads
Shoulder belt
Batteries

1652 IN (1kV below) Analog Insulation Tester

Features

- High quality Taut Band movement.
- Three insulation test voltages(DC): 250V, 500V, 1000V.
- Two continuity test on “low ohms”: 3Ω & 500Ω.
- AC voltmeter with linear scale up to 600 Vac.
- 200mA short circuit current for continuity.
- 1mA test current on insulation test at nominal voltage.
- Automatic discharge of capacitive and inductive circuit with charge stored in the circuit under test.
- Live warning and display of external voltage presence.
- Fuse, air gap, crowbar and overload protected.
- On line battery monitoring shows if battery is ok.
- Manual zero ohm adjustment.
- Low battery consumption.
- Mirror scale.
- Push and turn locking switch for continuous and hand free testing.
- Supplied with high quality test leads.
- BS 16 edition.



CE

Specifications

Insulation Resistance

Test voltage (DC V)	250V	500V	1000V
Output voltage on open circuit	Rated test voltage +10%		
Measuring ranges	0-100MΩ	0-200MΩ	0-400MΩ
Mid-scale value	1MΩ	2MΩ	4MΩ
Scale multiplier	×1/2	×1	×2
Accuracy	± 5% of full scale		
Output short- circuit current	Approx. 1.3mA		

Continuity

Measuring range	3Ω / 500Ω
Zero Ω adjustment by knob	√
Output short- circuit current	≥ 200 mA
Accuracy	± 1.5% of scale length

AC Voltage

Range	0-600V AC
Accuracy	± 3% of scale length

General

Voltage warning	Warning light circuit live lit from 90Vdc / 70Vac, Buzzer beep from 24V ac/dc
Dimensions	163(L) × 122(W) × 62(D)mm
Weight	Approx. 553g (battery included)
Power source	1.5V (AA) × 6
Safety standard	EN 61010-1 CAT III 600V, EN 61326-1

Accessories

Instruction manual
Test leads
Shoulder belt
Batteries



1800 IN (1kV below) Analog Insulation Tester

Features

- High quality Taut Band movement.
- Battery operated.
- Solid state circuitry.
- Battery check feature.
- Automatic circuit discharge.
- Three insulation test voltages.
- Color-coded scale.
- AC voltage measurement.
- Fuse protected.

Specifications

Insulation Resistance	
Test voltage (DC V)	250V 500V 1000V
Output voltage on open circuit	Rated test voltage +10%
Measuring ranges	0-100MΩ 0-200MΩ 0-400MΩ
Mid-scale value	1MΩ 2MΩ 4MΩ
Accuracy	0-1MΩ: ±10% of indicated value 1MΩ-400MΩ: ±5% of indicated value
Short circuit terminal current	2mA DC
Power consumption	190mA
Continuity	
Measuring range	0-50Ω & ∞
Accuracy	± 5% of scale length
Open circuit terminal voltage	4V DC Approx.
Short circuit terminal current	145mA DC Approx.
Power consumption	200mA
AC Voltage	
Range	0-600V AC
Accuracy	± 2.5% of full scale
Line frequency range	40-1k Hz

General

Dimensions	170(L) × 165(W) × 92(D) mm (with housing front cover)
Weight	Approx. 1000g (battery included)
Power source	1.5V (AA) × 8
Safety standard	EN 61010-1 CAT III 600V, EN 61326-1

Accessories

Instruction manual
Test leads
Shoulder belt
Batteries

Analog (1kV below) Insulation Testers

1832 IN (1kV below) Analog Insulation Tester

Features

- High quality Taut Band movement.
- Three insulation test voltages(DC) : 250V, 500V, 1000V.
- Two continuity test on low ohms : 3Ω & 500Ω.
- Compact and lightweight.
- 200mA continuity short circuit current.
- 1mA test current on insulation test at nominal voltage.
- Automatic discharge of capacitive and inductive circuit with charge stored in the circuit under test.
- Live warning and display or external voltage presence.
- Fuse, air gap, crowbar and overload protected.
- On line battery monitoring shows if battery is ok.
- Manual zero ohm adjustment.
- Low battery consumption.
- Mirror scale.
- Push and turn locking switch for continuous and hand free testing.
- BS 16 edition.

Specifications

Insulation Resistance

Test voltage (DC V)	250V	500V	1000V
Output voltage on open circuit	Rated test voltage +10%		
Measuring ranges	0-100MΩ	0-200MΩ	0-400MΩ
Mid-scale value	1MΩ	2MΩ	4MΩ
Scale multiplier	×1/2	×1	×2
Accuracy	± 3% of indicated value		
Output short- circuit current	≥ 1.0mA		

Continuity

Measuring range	3Ω / 500Ω
Output short- circuit current	≥ 200 mA
Accuracy	± 1.5% of scale length

AC Voltage

Range	0-600V AC
Accuracy	± 3% of scale length

General

Voltage warning	Warning light circuit live lit from 90Vdc / 70Vac, Buzzer beep from 24V ac/dc
Battery check	Battery check indicate good batteries from 8Vdc to 13Vdc during a load test of 205mA. Battery OK LED lit from 8Vdc and is operative while testing.
Dimensions	170(L) × 165(W) × 92(D)mm
Weight	Approx. 1030g (battery included)
Power source	1.5V (AA) × 8
Safety standard	EN 61010-1 CAT III 600V, EN 61326-1



CE

Accessories

Instruction manual
Test leads
Shoulder belt
Batteries

2132 IN (1kV below) Analog Insulation Tester

Features

- High quality Taut Band movement.
- Three insulation test voltages(DC) : 250V, 500V, 1000V.
- Two continuity test on low ohms : 3Ω & 500Ω.
- Compact and lightweight.
- 200mA continuity short circuit current.
- 1mA test current on insulation test at nominal voltage.
- Automatic discharge of capacitive and inductive circuit with charge stored in the circuit under test.
- Live warning and display or external voltage presence.
- Fuse, air gap, crowbar and overload protected.
- On line battery monitoring shows if battery is ok.
- Manual zero ohm adjustment.
- Low battery consumption.
- Mirror scale.
- Push and turn locking switch for continuous and hand free testing.
- BS 16 edition.

Specifications

Insulation Resistance

Test voltage (DC V)	250V	500V	1000V
Output voltage on open circuit	Rated test voltage +10%		
Measuring ranges	0-100MΩ	0-200MΩ	0-400MΩ
Mid-scale value	1MΩ	2MΩ	4MΩ
Scale multiplier	×1/2	×1	×2
Accuracy	± 5% of indicated value		
Output short- circuit current	≥ 1.0mA		

Continuity

Measuring range	3Ω / 500Ω
Output short- circuit current	≥ 200 mA
Accuracy	± 1.5% of scale length

AC Voltage

Range	0-600V AC
Accuracy	± 3% of scale length

General

Voltage warning	Warning light circuit live lit from 90Vdc / 70Vac, Buzzer beep from 24V ac/dc
Battery check	Battery check indicate good batteries from 8Vdc to 13Vdc during a load test of 205mA. Battery OK LED lit from 8Vdc and is operative while testing.
Dimensions	210(L) × 210(W) × 100(D)mm
Weight	Approx. 1400g (battery included)
Power source	1.5V (AA) × 8
Safety standard	EN 61010-1 CAT III 600V, EN 61326-1

CE



Accessories

Instruction manual
Test leads
Shoulder belt
Batteries

Analog (1kV below) Insulation Testers

2732 IN (1kV below) Analog Insulation Tester

Features

- High quality Taut Band movement.
- Three insulation test voltages(DC) : 250V, 500V, 1000V.
- Two continuity test on "low ohms" : 3Ω & 500Ω.
- Compact and lightweight.
- AC voltmeter with linear scale up to 600 Vac.
- 200mA continuity short circuit current.
- 1mA test current on insulation test at nominal voltage.
- Automatic discharge of capacitive and inductive circuit with charge stored in the circuit under test.
- Live warning and display or external voltage presence.
- Fuse, air gap, crowbar and overload protected.
- On line battery monitoring shows if battery is ok.
- Manual zero ohm adjustment.
- Low battery consumption.
- Mirror scale.
- Push and turn locking switch for continuous and hand free testing.
- Designed for meet international standards.
- Supplied with high quality test leads.
- BS 16 edition.

Specifications

Insulation Resistance

Test voltage (DC V)	250V	500V	1000V
Output voltage on open circuit	Rated test voltage +10%		
Measuring ranges	0-100MΩ	0-200MΩ	0-400MΩ
Mid-scale value	1MΩ	2MΩ	4MΩ
Scale multiplier	×1/2	×1	×2
Accuracy	± 5% of indicated value		
Output short- circuit current	≥ 1.0mA		

Continuity

Measuring range	3Ω / 500Ω
zero Ω adjustment by knob	√
Output short- circuit current	≥ 200 mA
Accuracy	± 1.5% of scale length

AC Voltage

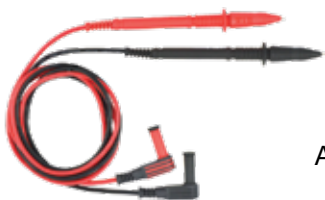
Range	0-600V AC
Accuracy	± 3% of scale length

General

Voltage warning	Warning light circuit live lit from 90Vdc / 70Vac, Buzzer beep from 24V ac/dc
Battery check	Battery check indicate good batteries from 8Vdc to 13Vdc during a load test of 205mA. Battery OK LED lit from 8Vdc and is operative while testing.
Dimensions	205(L) × 90(W) × 55(D)mm
Weight	Approx. 550g (battery included)
Power source	1.5V (AA) × 6
Safety standard	EN 61010-1 CAT III 600V, EN 61326-1



CE



AL-24-5



AL-21C2-4



TOC-2751

Accessories

- Instruction manual
- Test leads
- Carry case
- Batteries

Analog (1kV below) Insulation Testers

4132 IN (1kV below) Analog Insulation Tester

Features

- High quality Taut Band movement.
- Three insulation test voltages(DC) : 250V, 500V, 1000V.
- Two continuity test on "low ohms" : 3Ω & 500Ω.
- Compact and lightweight.
- AC voltmeter with linear scale up to 600 Vac.
- 200mA continuity short circuit current.
- 1mA test current on insulation test at nominal voltage.
- Automatic discharge of capacitive and inductive circuit with charge stored in the circuit under test.
- Live warning and display or external voltage presence.
- Fuse, air gap, crowbar and overload protected.
- On line battery monitoring shows if battery is ok.
- Manual zero ohm adjustment.
- Low battery consumption.
- Mirror scale.
- Push and turn locking switch for continuous and hand free testing.
- Designed for meet international standards.
- Supplied with high quality test leads.
- BS 16 edition.

Specifications

Insulation Resistance

Test voltage (DC V)	250V	500V	1000V
Output voltage on open circuit	Rated test voltage +10%		
Measuring ranges	0-100MΩ	0-200MΩ	0-400MΩ
Mid-scale value	1MΩ	2MΩ	4MΩ
Scale multiplier	×1/2	×1	×2
Accuracy	± 5% of indicated value		
Output short- circuit current	≥ 1.0mA		

Continuity

Measuring range	3Ω / 500Ω
zero Ω adjustment by knob	√
Output short- circuit current	≥ 200 mA
Accuracy	± 1.5% of scale length

AC Voltage

Range	0-600V AC
Accuracy	± 3% of scale length

General

Voltage warning	Warning light circuit live lit from 90Vdc / 70Vac, Buzzer beep from 24V ac/dc
Battery check	Battery check indicate good batteries from 8Vdc to 13Vdc during a load test of 205mA. Battery OK LED lit from 6.5Vdc and is operative while testing.
Dimensions	250(L) × 190(W) × 110(D)mm
Weight	Approx. 1400g (battery included)
Power source	1.5V (AA) × 8
Safety standard	EN 61010-1 CAT III 600V, EN 61326-1

CE



Accessories

Instruction manual
Test leads
Shoulder belt
Batteries

8031 IN (1kV below) Analog Insulation Tester

Features

- High quality Taut Band movement.
- Three insulation test voltages(DC) : 250V, 500V, 1000V.
- Two continuity test on “low ohms” : 2Ω & 20Ω.
- AC voltmeter with linear scale up to 600 Vac.
- 200mA short circuit current for continuity.
- 1mA test current on insulation test at nominal voltage.
- Automatic discharge of capacitive and inductive circuit with charge stored in the circuit under test.
- Live warning and display of external voltage presence.
- Fuse, air gap, crowbar and overload protected.
- On line battery monitoring shows if battery is ok.
- Manual zero ohm adjustment.
- Low battery consumption.
- Mirror scale.
- Push and turn locking switch for continuous and hand free testing.
- Supplied with high quality test leads.
- BS 16 edition.

Specifications

Insulation Resistance

Test voltage (DC V)	250V	500V	1000V
Output voltage on open circuit	Rated test voltage +10%		
Measuring ranges	0-100MΩ	0-200MΩ	0-400MΩ
Mid-scale value	1MΩ	2MΩ	4MΩ
Scale multiplier	×1/2	×1	×2
Accuracy	± 5% of indicated value		
Output short- circuit current	≥ 1.0mA		

Continuity

Measuring range	2Ω / 20Ω
zero Ω adjustment by knob	√
Output short- circuit current	≥ 200 mA
Accuracy	± 1.5% of scale length

AC Voltage

Range	0-600V AC
Accuracy	± 3% of scale length

General

Voltage warning	Warning light circuit live lit From 90Vdc / 70Vac, Buzzer beep from 24V ac/dc
Dimensions	221(L) × 110(W) × 56.8(D)mm
Weight (battery included)	Approx. 600g
Power source	1.5V (AA) × 6
Safety standard	EN 61010-1 CAT III 600V, EN 61326-1



CE



Hand strap

Accessories

Instruction manual
Test leads
Carry case
Hand strap
Batteries

8052 IN (1kV below) Analog Insulation Tester

Features

- High quality Taut Band movement.
- Three insulation test voltages(DC) : 250V, 500V, 1000V.
- Two continuity test on “low ohms” : 3Ω & 500Ω.
- AC voltmeter with linear scale up to 600 Vac.
- 200mA short circuit current for continuity.
- 1mA test current on insulation test at nominal voltage.
- Automatic discharge of capacitive and inductive circuit with charge stored in the circuit under test.
- Live warning and display of external voltage presence.
- Fuse, air gap, crowbar and overload protected.
- On line battery monitoring shows if battery is ok.
- Manual zero ohm adjustment.
- Low battery consumption.
- Mirror scale.
- Push and turn locking switch for continuous and hand free testing.
- Supplied with high quality test leads.
- BS 16 edition.

Specifications

Insulation Resistance			
Test voltage (DC V)	250V	500V	1000V
Output voltage on open circuit	Rated test voltage +10%		
Measuring ranges	0-100MΩ	0-200MΩ	0-400MΩ
Mid-scale value	1MΩ	2MΩ	4MΩ
Scale multiplier	×1/2	×1	×2
Accuracy	± 5% of indicated value		
Output short- circuit current	≥ 1.0mA		

Continuity	
Measuring range	3Ω / 500Ω
zero Ω adjustment by knob	√
Output short- circuit current	≥ 200 mA
Accuracy	± 1.5% of scale length

AC Voltage	
Range	0-600V AC
Accuracy	± 3% of scale length

General

Voltage warning	Warning light circuit live lit From 90Vdc / 70Vac, Buzzer beep from 24V ac/dc
Dimensions	221(L) × 110(W) × 56.8(D)mm
Weight (battery included)	Approx. 600g
Power source	1.5V (AA) × 6
Safety standard	EN 61010-1 CAT III 600V, EN 61326-1



CE



Hand strap

Accessories

Instruction manual
Test leads
Carry case
Hand strap
Batteries

Analog (1kV below) Insulation Testers

ST-1503 and ST-1504 (1kV below) Analog Insulation Testers

ST-1503

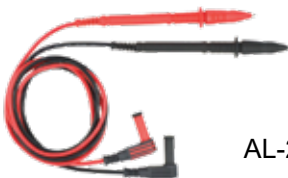


CE

ST-1504



CE



AL-24-5



AL-21C2-4



TOC-2751

Features

- High quality Taut Band movement.
- Measures insulation(MΩ), continuity(Ω) and AC voltage.
- Instant operation is possible with a push button, convenient timer is provided with automatic power off after three to five minutes to save the battery power.
- LED (red) indication when testing insulation and continuity.
- Use of a high efficiency and accurate DC-DC converter.
- Most suitable for insulation resistance measurement of electrical household appliances, power line distribution and installation.

Specifications

Insulation Resistance	ST-1503		ST-1504		
	500V	1000V	250V	500V	1000V
Test voltage (DC V)	500V	1000V	250V	500V	1000V
Output voltage on open circuit	Rated test voltage +10%		Rated test voltage +10%		
Measuring ranges	0-1000MΩ	0-2000MΩ	0-100MΩ	0-200MΩ	0-400MΩ
Mid-scale value	(20MΩ)	(40MΩ)	(1MΩ)	(2MΩ)	(4MΩ)
Accuracy	± 5% rdg		± 5% rdg		
Short circuit current	1mA		2mA		
Maximum battery current (approx.)	80mA (500V)	150mA (1000V)	60mA (250V)	80mA (500V)	150mA (1000V)

Continuity

Measuring range	0-100Ω
Line frequency range	40-70Hz
Open circuit voltage	100mV
Short circuit current	23.5mA
Accuracy	± 5% of scale length

AC Voltage

Range	0-600V AC
Accuracy	± 2.5% of full scale

General

Dimensions	163(L) × 100(W) × 50(D)mm
Power source	1.5V (AA) × 6
Weight (battery included)	ST-1503 - Approx. 440g ST-1504 - Approx. 470g
Safety standard	EN 61010-1 CAT II 600V

Accessories

- Instruction manual
- Test leads
- Carry case
- Batteries

Digital (1kV up) H.V. Insulation Testers

2803 IN (Up to 5kV) and 2804 IN (Up to 10kV) Digital Insulation Testers

2803 IN



2804 IN



AL-50

AL-30B
AL-30AG

AL-23CA R
AL-23CA B

Features

- Microprocessor-controlled.
- Four insulation test voltages.
- Insulation resistance; auto ranging on all ranges.
- Bargraph indicates test voltage; rise and decay can be observed during tests.
- Visual and audible warning if external voltage is present.
- EverSave™ feature to extend battery life.
- 2 Lines × 16 characters large LCD.
- Low battery consumption.
- Low battery indicator.
- Overload protection.
- Auto-off.
- Show test time duration (up to 99.9s) for easy comparison.
- EEPROM calibration.
- Built-in carry case and test leads in separate pouch.

Specifications

2803 IN

Test voltage (DC V)	0.5kV / 1kV / 2.5kV / 5kV
Measuring ranges*	0-25GΩ / 0-50GΩ / 0-125GΩ / 0-250GΩ
Accuracy	0-50GΩ : ±3% rdg 50-250GΩ : ±5% rdg

2804 IN

Test voltage (DC V)	1kV / 2.5kV / 5kV / 10kV
Measuring ranges*	0-50GΩ / 0-125GΩ / 0-250GΩ / 0-500GΩ
Accuracy	0-50GΩ : ±3% rdg 50-500GΩ : ±5% rdg

* - Auto-Ranges

General

Dimensions	170(L) × 120(W) × 95(D)mm
Weight	Approx. 1030g (battery included)
Power source	1.5V(AA) × 8 Alkaline batteries
Safety standard	EN 61010-1, EN 61326-1

Accessories

- Instruction manual
- Test leads
- Shoulder belt
- Batteries

4103 IN Digital (Up to 5kV) Insulation Tester

Features

- Microprocessor-controlled.
- Four insulation test voltages.
- Insulation resistance; auto ranging on all ranges.
- Measures insulation time test.
- Bargraph indicates test voltage; rise and decay can be observed during tests.
- Visual and audible warning if external voltage is present.
- EnerSave™ feature to extend battery life.
- 2 Lines × 16 characters large LCD.
- Low battery consumption.
- Low battery indicator.
- Overload protection.
- Auto-off.
- Show test time duration (up to 99.9s) for easy comparison.
- EEPROM calibration.

Specifications

Test voltage (DC V)	0.5kV / 1kV / 2.5kV / 5kV
Measuring ranges (Auto-Ranges)	0-25GΩ / 0-50GΩ / 0-125GΩ / 0-250GΩ
Accuracy	±5% rdg
Output power limit	1W
Sealed with gasket	√
Insulation resistance between electrical circuit and housing: 2000MΩ / 2000V	√
Withstand voltage: 7000 Vac for one min. between electrical circuit and case.	√

General

Operation temperature	-15°C to 55°C
Operation-humidity	80% Max. relative humidity
Dimensions	205(L) × 190(W) × 110(D)mm
Weight (battery included)	Approx. 1670g
Power source	1.5V(AA) × 8 Alkaline batteries
Safety standard	EN 61010-1, EN 61326-1

Accessories

Instruction manual
Test leads
Shoulder belt
Batteries..



AL-50

AL-30B
AL-30AG

AL-23CA R
AL-23CA B

Digital (1kV up) H.V. Insulation Testers

4104 IN Digital ((Up to 10kV) Insulation Tester



CE

Features

- Microprocessor-controlled.
- Four insulation test voltages.
- Insulation resistance; auto ranging on all ranges.
- Measures insulation time test.
- Bargraph indicates test voltage; rise and decay can be observed during tests.
- Visual and audible warning if external voltage is present.
- EnerSave™ feature to extend battery life.
- 2 Lines × 16 characters large LCD.
- Low battery consumption.
- Low battery indicator.
- Overload protection.
- Auto-off.
- Show test time duration (up to 99.9s) for easy comparison.
- EEPROM calibration.

Specifications

Test voltage (DC V)	1kV / 2.5kV / 5kV / 10kV
Measuring ranges (Auto-Ranges)	0-50GΩ / 0-125GΩ / 0-250GΩ / 0-500GΩ
Accuracy	±5% rdg
Output power limit	1W
Sealed with gasket	√
Insulation resistance between electrical circuit and housing: 2000MΩ / 2000V	√
Withstand voltage: 7000 Vac for one min. between electrical circuit and case.	√



AL-50

AL-30B
AL-30AG

AL-23CA R
AL-23CA B

General

Operation temperature	-15°C to 55°C
Operation-humidity	80% Max. relative humidity
Dimensions	205(L) × 190(W) × 110(D)mm
Weight (battery included)	Approx. 1900g
Power source	1.5V(AA) × 8 Alkaline batteries
Safety standard	EN 61010-1, EN 61326-1

Accessories

Instruction manual
Test leads
Shoulder belt
Batteries..

4305 IN Digital (5kV) Insulation Tester

Features

- 2 Lines × 16 Characters LCD
- Microprocessor-controlled
- Tests insulation resistance up to 1 TΩ
- 4 Insulation test voltages: 500V, 1000V, 2500V, 5000V
- AC / DC Voltmeter (30~600V)
- Short-circuit current up to 5mA
- PI (Polarization Index) indication
- DAR (Dielectric Absorption Ratio) indication
- Auto-ranging on all insulation ranges
- Auto-hold function to freeze reading
- Overload protection
- Adjustable testing duration: 1~30 minutes
- Internal memory for data storage
- Displays testing duration for insulation measurement
- Auto-off function
- 200 measurement results can be saved in memory and recalled on display

Specifications

Test Voltage	500V, 1000V, 2500V, 5000V
Insulation resistance	100GΩ / 500V 200GΩ / 1000V 500GΩ / 2500V 1TΩ / 5000V
Accuracy	±(5.0%rdg + 5dgt)
Resolution	1000MΩ: 1MΩ 10GΩ: 0.01GΩ 100GΩ: 0.1GΩ 1TΩ: 1GΩ
Short circuit current	up to 5mA
PI (Polarization Index)	√
DAR (Dielectric Absorption Ratio)	√
Voltmeter	ACV: 30~600V(50/60Hz) DCV: 30~600V Accuracy: ±(2.0%rdg + 3dgt) Resolution: 1V
Current measurement	0.5nA ~ 0.55mA (Depending on the insulation resistance)

General

Power source	1.5V "C" × 8 Alkaline batteries DC3V (CR2032) × 1
Dimensions	250(L) × 190(W) × 127(D)mm
Weight Approx.	2070g
Safety standard	IEC / EN 61010-1 CAT IV 600V IEC / EN 61010-2-030 EN 61326-1

Accessories

Instruction manual	Carry case
Test leads	Alligator clips
Batteries	Shoulder belt



CE

Carry case



Test leads

AL-58

AL-30AG

AL-30HB



Alligator clips

AL-23CA



BET-2800

4310 IN Digital (10kV up) Insulation Tester

Features

- 2 Lines × 16 Characters LCD
- Microprocessor-controlled
- Tests insulation resistance up to 2 TΩ
- 4 Insulation test voltages: 1000V, 2500V, 5000V, 10000V
- AC / DC Voltmeter (30~600V)
- Short-circuit current up to 5mA
- PI (Polarization Index) indication
- DAR (Dielectric Absorption Ratio) indication
- Auto-ranging on all insulation ranges
- Auto-hold function to freeze reading
- Overload protection
- Adjustable testing duration: 1~30 minutes
- Internal memory for data storage
- Displays testing duration for insulation measurement
- Auto-off function
- 200 measurement results can be saved in memory and recalled on display

Specifications

Test Voltage	1000V, 2500V, 5000V, 10000V
Insulation resistance	200GΩ / 1000V 500GΩ / 2500V 1TΩ / 5000V 2TΩ / 10000V
Accuracy	±(5.0%rdg + 5dgt)
Resolution	1000MΩ: 1MΩ 10GΩ: 0.01GΩ 100GΩ: 0.1GΩ 1TΩ: 1GΩ 2TΩ: 10GΩ
Short circuit current	up to 5mA
PI (Polarization Index)	√
DAR (Dielectric Absorption Ratio)	√
Voltmeter	ACV: 30~600V(50/60Hz) DCV: 30~600V Accuracy: ±(2.0%rdg + 3dgt) Resolution: 1V
Current measurement	0.5nA ~ 0.55mA (Depending on the insulation resistance)

General

Power source	1.5V "C" × 8 Alkaline batteries DC3V (CR2032) × 1
Dimensions	250(L) × 190(W) × 127(D)mm
Weight	Approx. 2120g
Safety standard	IEC / EN 61010-1 CAT IV 600V IEC / EN 61010-2-030 EN 61326-1

Accessories

Instruction manual	Carry case
Test leads	Alligator clips
Batteries	Shoulder belt



CE

Carry case



Test leads

AL-58
AL-30AG
AL-30HB



Alligator clips
AL-23CA



BET-2800



Digital (1kV up) H.V. Insulation Testers

6210A IN ((Up to 5kV) and 6211A IN (Up to 10kV) Digital Insulation Testers

6210A IN



6211A IN



AL-50

AL-30B
AL-30AG

AL-23CA R
AL-23CA B

Features

- Microprocessor-controlled.
- Four insulation test voltages.
- Insulation resistance; auto ranging on all ranges.
- Bargraph indicates test voltage; rise and decay can be observed during tests.
- Visual and audible warning if external voltage is present.
- Fully protected: crow bar.
- Carry case.
- EEPROM calibration.

Specifications

6210A IN

Test voltage (DC V)	0.5kV / 1kV / 2.5kV / 5kV
Measuring ranges*	0-25GΩ / 0-50GΩ / 0-125GΩ / 0-250GΩ
Accuracy	±3% rdg
Output power limit	50uA to 100uA (1W)
Live warning	> 500V AC

6211A IN

Test voltage (DC V)	1kV / 2.5kV / 5kV / 10kV
Measuring ranges*	0-50GΩ / 0-125GΩ / 0-250GΩ / 0-500GΩ
Accuracy	±3% rdg
Output power limit	50uA to 100uA (1W)
Live warning	> 500V AC

* - Auto-Ranges

General

Operation temperature	0°C to 40°C
Operation-humidity	80% Max. relative humidity
Dimensions	330(L) × 260(W) × 160(D)mm
Weight	Approx. 3500g (battery included)
Power source	1.5V(AA) × 8 Alkaline batteries
Safety standard	EN 61010-1, EN 61326-1

Accessories

Instruction manual
Test leads
Shoulder belt
Batteries.

Digital (1kV up) H.V. Insulation Testers

6212A IN Digital (Up to 10kV) Insulation Tester



Features

- Microprocessor-controlled.
- 2 × 16 characters; large intelligent LCD module.
- 20 Insulation test voltages 500V, 1kV, 1.5kV, 2kV, 2.5kV, 3kV, 3.5kV, 4kV, 4.5kV, 5kV, 5.5kV, 6kV, 6.5kV, 7kV, 7.5kV, 8kV, 8.5kV, 9kV, 9.5kV, 10kV.
- Ener-Save™ feature to extend battery life.
- Bargraph indicates test voltage; rise and decay can be observed.
- Visual and audible warning if external voltage is present (>500Vac or Vdc.)
- Insulation resistance; auto-ranging on all ranges.
- Overload protection.
- Low battery indicator (read time battery voltage measurement).
- Measures insulation time duration of the test.
- Low battery consumption.
- Better than 10% accuracy on all ranges.
- Auto-off.

Special Features

The 6212A IN is a variable high voltage Insulation meter from 500V to 10kV in 500V steps. The meter is menu driven and uses Dynamic Current auto ranging technology.

It has a Bar-Graph which displays the voltage stressing the insulation while the test is in progress and the voltage decay during the automatic discharge of the tested circuit.

The top line of the display shows the elapsed time at the start of the test. Digital readout of the total time will remain displayed even after testing has ceased. A 6 digit digital display is showing the actual Insulation resistance.

The instrument displays a voltage warning and sounds when AC or DC is present before injecting the test voltage.

It can only detect when voltages is higher than 500V.

It will buzz intermittently when high voltage is generated and this will remain until the circuit under test is fully discharged

Specifications

Test voltage (DC V)	0.5kV to 10kV (0.5kV increment steps)
Insulation resistance (Auto ranging)	25GΩ / 0.5kV 25GΩ at 0.5kV → 500GΩ at 10kV
Accuracy	± 3% rdg ± 1 dgt
Output current limit	50uA to 100uA (1W)
Live warning	> 500V AC

General

Operating-temperature	0°C ~ 40°C
Operating-humidity	85% Max. relative humidity
Dimensions	330(L) × 260(W) × 160(D)mm
Weight (battery included)	Approx. 3600g
Power source	1.5V "C" × 8 Alkaline batteries
Safety standard	EN 61010-1 CAT III 300V, EN 61326-1

Accessories

Instruction manual
Test leads
Shoulder belt
Batteries.



AL-50

AL-30B
AL-30AG

AL-23CA R
AL-23CA B

6213A IN Digital (Up to 10kV) Insulation Tester



Features

- Microprocessor-controlled.
- 2 × 16 characters; large intelligent LCD module.
- 20 Insulation test voltages
500V, 1kV, 1.5kV, 2kV, 2.5kV, 3kV, 3.5kV, 4kV, 4.5kV, 5kV, 5.5kV, 6kV, 6.5kV, 7kV, 7.5kV, 8kV, 8.5kV, 9kV, 9.5kV, 10kV.
- Ener-Save™ feature to extend battery life.
- Bar-graph indicates test voltage; rise and decay can be observed.
- Visual and audible warning if external voltage is present (>500Vac or Vdc.)
- Insulation resistance; auto-ranging on all ranges.
- Overload protection.
- Low battery indicator (read time battery voltage measurement).
- Measures insulation time duration of the test.
- Low battery consumption.
- Better than 10% accuracy on all ranges.
- Auto-off.
- Calculates Dielectric Absorption Ratio (DAR) automatically.
- Calculates Polarization Index (PI) automatically.

Special Features

• **DAR (Dielectric Absorption Ratio)** is the ratio of the Insulation Resistance measured at 1 min divided per the Insulation Resistance measured at 30 sec.. 30 Sec. after starting a test (with Ener-Save™ disabled), the tester will beep, indicating the operator that the resistance value measured at 30 seconds now has been saved internally. 1 minute after starting a test (with Ener-Save™ disabled), the tester will beep again, indicating the user that the DAR result is now computed, and change the display format to now display the DAR result.

• **PI (Polarization Index)** is the ratio of the Insulation Resistance measured at 10 min. divided per the Insulation Resistance measured at 1 minute. 10 min. after starting a test (with Ener-Save™ disabled), the tester will beep again, indicating the user that the PI result is now computed, and change the display format to now display the PI result. The tester will Auto-Stop at 10 minutes.

• **Digital Display.** The digital Liquid Crystal Display is large. It measures 98mm(W) × 24mm(D) and has a 2 Lines of 16 characters. Language can be changed on demand, as an option. Dutch / French / German etc... (factory fitted at order)

• **Automatic Battery Test.** When the tester starts, it test its batteries by drawing a heavy current from the batteries. During that heavy current, it measures the battery voltage and displays it for a few seconds on the display. During normal use, the tester monitors the battery voltage, but without drawing a battery test current. It just measures the battery while in normal use.

• **Automatic Discharge of Capacitive and Inductive Circuits.** This tester will discharge automatically all circuits charged by the tester, after a test is done, again, this will only be activated if the test leads make contact at any time before, during and after the test.

It's your responsibility to ensure proper contact of the leads at all Times.

Once a test is finished, the testers will automatically discharge capacitive or inductive circuit of their charge. The discharge can be observed on the display, in the form of a bar-graph. Again, do not disconnect the leads while discharging. Wait until completion of the discharge before removing any lead. During discharge, the Buzzer will beep and the bar-graph will show some voltage. With some high charges, this may take some time. Be patient and let the instrument discharge completely before proceeding to removing the leads.

Specifications

Test voltage	From 500Vdc to 10kVdc. Adjustable in 500V steps
Preset buttons	1kV / 2.5kV / 5kV / 10kV
Measuring ranges	800kΩ-500GΩ (auto-ranging)
Accuracy	± 5% ± 2 digits
Output power limit	1W
Voltage regulation	Selected voltage +20%-5% of nominal value unless current limited. Meaning that if output current is too high, the voltage will be lowered automatically.

General

Dimensions	330(L) × 260(W) × 160(D)mm
Weight	Approx. 3600g (battery included)
Power source	1.5V "C" × 8 Alkaline batteries
Safety standard	EN 61010-1 CAT III 300V, EN 61326-1

Accessories

- Instruction manual
- Color coded flexible silicone test leads
- Batteries

6304 IN Digital (5kV) Insulation Tester

Features

- 2 Lines × 16 Characters LCD.
- Microprocessor-controlled.
- Tests insulation resistance up to 10 TΩ.
- 4 Insulation test voltages: 500V, 1000V, 2500V, 5000V.
- AC / DC Voltmeter (30~600V).
- Short-circuit current up to 1.9mA.
- PI (Polarization Index) indication.
- DAR (Dielectric Absorption Ratio) indication.
- Auto-ranging on all insulation ranges.
- Optical USB to RS-232 data transmission.
- Well isolated from contact.
- Well protected from surges.
- 2 built-in optical LEDs for data transfer.
- Visual and audio warning of external voltage presence ($\geq 30V_{ac}$ or $\geq 30V_{dc}$).
- Auto-hold function to freeze reading.
- Overload protection.
- Adjustable testing duration: 1~30 minutes.
- Internal memory for data storage.
- Displays testing duration for insulation measurement.
- Auto-off function.
- 200 measurement results can be saved in memory and recalled on display.

Specifications

Test Voltage	500V, 1000V, 2500V, 5000V	
Insulation resistance	1TΩ / 500V 2TΩ / 1000V 5TΩ / 2500V 10TΩ / 5000V	
Accuracy	0~100GΩ / 500V 0~200GΩ / 1000V 0~500GΩ / 2500V 0~1000GΩ / 5000V	±(5%rdg+5dgt)
	100G~1TΩ / 500V 200G~2TΩ / 1000V 500G~5TΩ / 2500V 1000G~10TΩ / 5000V	±12%rdg
Resolution	1000MΩ: 1MΩ 10GΩ: 0.01GΩ 100GΩ: 0.1GΩ 1TΩ: 1GΩ 10TΩ: 10GΩ	
Short circuit current	up to 1.9mA	
PI (Polarization Index)	√	
DAR (Dielectric Absorption Ratio)	√	
Voltmeter	ACV: 30~600V(50/60Hz) DCV: 30~600V Accuracy: ±(2.0%rdg + 3dgt) Resolution: 1V	
Current measurement	0.5nA ~ 0.55mA (Depending on the insulation resistance)	

General

Power source	1.5V "C" × 8 Alkaline batteries
Dimensions	330(L) × 260(W) × 160(D)mm
Weight	Approx. 4268g (battery included)
Safety standard	EN 61010-1 CAT IV 600V EN 61010-2-030 EN 61326-1



CE

Test leads



Alligator clips



Data transmission cable

Accessories

- Instruction manual
- Test leads
- Data transmission cable CA-232
- Compact disk (CD) for PC interface
- Alligator clips
- Batteries
- Test report

6305 IN Digital (5kV) Insulation Tester



Features

- High contrast OLED display.
- Microprocessor-controlled.
- Tests insulation resistance up to 10 TΩ.
- 4 Insulation test voltages: 500V, 1000V, 2500V, 5000V.
- AC / DC Voltmeter (30~600V).
- Short-circuit current up to 5mA.
- PI (Polarization Index) indication.
- DAR (Dielectric Absorption Ratio) indication.
- Auto-ranging on all insulation ranges.
- Optical USB to RS-232 data transmission.
- Well isolated from contact.
- Well protected from surges.
- 2 built-in optical LEDs for data transfer.
- Visual and audio warning of external voltage presence (≥30Vac or ≥30Vdc).
- Auto-hold function to freeze reading.
- Overload protection.
- Adjustable testing duration: 1~30 minutes.
- Internal memory for data storage.
- Displays testing duration for insulation measurement.
- Auto-off function.
- 200 measurement results can be saved in memory and recalled on display.

Specifications

Test Voltage	500V, 1000V, 2500V, 5000V	
Insulation resistance	1TΩ / 500V	±(5%rdg+5dgt)
	2TΩ / 1000V	
	5TΩ / 2500V	
	10TΩ / 5000V	
Accuracy	0~100GΩ / 500V	±12%rdg
	0~200GΩ / 1000V	
	0~500GΩ / 2500V	
	0~1000GΩ / 5000V	
Resolution	100G~1TΩ / 500V	±12%rdg
	200G~2TΩ / 1000V	
	500G~5TΩ / 2500V	
	1000G~10TΩ / 5000V	
Resolution	1000MΩ: 1MΩ	
	10GΩ: 0.01GΩ	
	100GΩ: 0.1GΩ	
	1TΩ: 1GΩ	
	10TΩ: 10GΩ	
Short circuit current	up to 5mA	
PI (Polarization Index)	√	
DAR (Dielectric Absorption Ratio)	√	
Voltmeter	ACV: 30~600V(50/60Hz)	
	DCV: 30~600V	
	Accuracy: ±(2.0%rdg + 3dgt)	
	Resolution: 1V	
Current measurement	0.5nA ~ 0.55mA (Depending on the insulation resistance)	

General

Power source	Rechargeable battery
AC Adapter	Input: 100-240Vac, 0.4A, 50-60Hz Output: 24Vdc, 0.62A
Dimensions	330(L) × 260(W) × 160(D)mm
Weight	Approx. 3760g
Safety standard	EN 61010-1 CAT IV 600V EN 61010-2-030 EN 61326-1

CE

Test leads



Alligator clips



CA-232



CHA-7015 ISL-6237



Accessories

- Instruction manual
- Test leads
- Data transmission cable CA-232
- Compact disk (CD) for PC interface
- Alligator clips
- Charger
- Test report

6305A IN Digital (5kV) Insulation Tester

Features

- 2 Lines × 16 Characters LCD.
- Microprocessor-controlled.
- Tests insulation resistance up to 10 TΩ.
- 4 Insulation test voltages: 500V, 1000V, 2500V, 5000V.
- AC / DC Voltmeter (30~600V).
- Short-circuit current up to 5mA.
- PI (Polarization Index) indication.
- DAR (Dielectric Absorption Ratio) indication.
- Auto-ranging on all insulation ranges.
- Optical USB to RS-232 data transmission.
- Well isolated from contact.
- Well protected from surges.
- 2 built-in optical LEDs for data transfer.
- Visual and audio warning of external voltage presence ($\geq 30V_{ac}$ or $\geq 30V_{dc}$).
- Auto-hold function to freeze reading.
- Overload protection.
- Adjustable testing duration: 1~30 minutes.
- Internal memory for data storage.
- Displays testing duration for insulation measurement.
- Auto-off function.
- 200 measurement results can be saved in memory and recalled on.



CE

Test leads



Alligator clips



Data transmission



Specifications

Test Voltage	500V, 1000V, 2500V, 5000V	
Insulation resistance	1TΩ / 500V 2TΩ / 1000V 5TΩ / 2500V 10TΩ / 5000V	
Accuracy	0~100GΩ / 500V 0~200GΩ / 1000V 0~500GΩ / 2500V 0~1000GΩ / 5000V	±(5%rdg+5dgt)
	100G~1TΩ / 500V 200G~2TΩ / 1000V 500G~5TΩ / 2500V 1000G~10TΩ / 5000V	±12%rdg
Resolution	1000MΩ: 1MΩ 10GΩ: 0.01GΩ 100GΩ: 0.1GΩ 1TΩ: 1GΩ 10TΩ: 10GΩ	
Short circuit current	up to 5mA	
PI (Polarization Index)	√	
DAR (Dielectric Absorption Ratio)	√	
Voltmeter	ACV: 30~600V(50/60Hz) DCV: 30~600V Accuracy: ±(2.0%rdg + 3dgt) Resolution: 1V	
Current measurement	0.5nA ~ 0.55mA (Depending on the insulation resistance).	

Accessories

- Instruction manual
- Test leads
- Data transmission cable CA-232
- Compact disk (CD) for PC interface
- Alligator clips
- Batteries
- Test report

General

- Power source: 1.5V "C" × 8 Alkaline batteries
- Dimensions: 330(L) × 260(W) × 160(D)mm
- Weight: Approx. 4268g (battery included)
- Safety standard: EN 61010-1 CAT IV 600V
EN 61010-2-030 EN 61326-1

6310 IN Digital (10kV) Insulation Tester

Features

- 2 Lines × 16 Characters LCD.
- Microprocessor-controlled.
- Tests insulation resistance up to 20 TΩ.
- 4 Insulation test voltages: 1000V, 2500V, 5000V, 10000V.
- AC / DC Voltmeter (30~600V).
- Short-circuit current up to 5mA.
- PI (Polarization Index) indication.
- DAR (Dielectric Absorption Ratio) indication.
- Auto-ranging on all insulation ranges.
- Optical USB to RS-232 data transmission.
- Well isolated from contact.
- Well protected from surges.
- 2 built-in optical LEDs for data transfer.
- Visual and audio warning of external voltage presence ($\geq 30V_{ac}$ or $\geq 30V_{dc}$).
- Auto-hold function to freeze reading.
- Overload protection.
- Adjustable testing duration: 1~30 minutes.
- Internal memory for data storage.
- Displays testing duration for insulation measurement.
- Auto-off function.
- 200 measurement results can be saved in memory and recalled on the display.

Specifications

Test Voltage	1000V, 2500V, 5000V, 10000V	
Insulation resistance	2TΩ / 1000V 5TΩ / 2500V 10TΩ / 5000V 20TΩ / 10000V	
Accuracy	0~200GΩ / 1000V 0~500GΩ / 2500V 0~1000GΩ / 5000V 0~2000GΩ / 10000V	±(5%rdg+5dgt)
	200G~2TΩ / 1000V 500G~5TΩ / 2500V 1000G~10TΩ / 5000V 2000G~20TΩ / 10000V	±20%rdg
Resolution	1000MΩ: 1MΩ 10GΩ: 0.01GΩ 100GΩ: 0.1GΩ 1TΩ: 1GΩ 10TΩ: 10GΩ 20TΩ: 100GΩ	
Short circuit current	up to 5mA	
PI (Polarization Index)	√	
DAR (Dielectric Absorption Ratio)	√	
Voltmeter	ACV: 30~600V(50/60Hz) DCV: 30~600V Accuracy: ±(2.0%rdg + 3dgt) Resolution: 1V	
Current measurement	0.5nA ~ 0.55mA (Depending on the insulation resistance)	

General

Power source	1.5V "C" × 8 Alkaline batteries
Dimensions	330(L) × 260(W) × 160(D)mm
Weight	Approx. 4724g (battery included)
Safety standard	EN 61010-1 CAT IV 600V EN 61010-2-030 EN 61326-1



CE

Test leads



Alligator clips



Data transmission cable



Accessories

- Instruction manual
- Test leads
- Data transmission cable CA-232
- Compact disk (CD) for PC interface
- Alligator clips
- Batteries
- Test report

7015 IN Digital (15kV) Insulation Tester

Features

- Microprocessor controlled.
- 2 Lines x 16 characters, large intelligent LCD module.
- 30 insulation test voltages: from 500Vdc to 15kVdc.
- AC/DC Voltmeter.
- PI (Polarization Index) indication.
- DAR (Dielectric Absorption ratio) indication.
- Auto-ranging on all insulation ranges.
- Current measurement.
- Backlight function.
- Menu driven.
- Visual and audible warning if external voltage is present ($\geq 30\text{Vac}$ or $\geq 30\text{Vdc}$)
- Short-circuit current up to 5mA
- Auto-hold function to freeze the reading.
- Overload protection.
- Adjustment for testing time (duration) : 1~30 minutes.
- Calendar.
- Indication memory for data storage.
- Optical USB to RS-232 data transmission.
- Auto-off.
- 200 measurement results can be saved in the memory and recalled on the display.

Specifications

Test voltage	From 500Vdc to 15kVdc, Adjustable in 500V steps	
Preset buttons	1kV, 5kV, 10kV, 15kV	
Insulation resistance	200G Ω / 0.5kV 200G Ω at 0.5kV~6T Ω at 15kV	
Accuracy	1kV : 0~400G Ω 5kV : 0~1T Ω 10kV : 0~1T Ω 15kV : 0~1T Ω	$\pm(5\%rdg+5dgt)$
	5kV : 1T Ω ~2T Ω 10kV : 1T Ω ~4T Ω 15kV : 1T Ω ~6T Ω	$\pm 15\%$
Resolution	1G Ω : 0.001G Ω 10G Ω : 0.01G Ω 100G Ω : 0.1G Ω 1T Ω : 1G Ω 6T Ω : 10G Ω	
Short circuit current	up to 5mA	
PI (Polarization Index)	√	
DAR (Dielectric Absorption Ratio)	√	
Voltmeter	ACV : 30~600V (50/60Hz)	
	DCV : 30~600V	
	Accuracy : $\pm(2.0\%rdg+3dgt)$ Resolution : 1V	
Current measurement	0.5nA ~ 0.55mA (Depending on the insulation resistance)	

General

Power source	Rechargeable battery
Adapter	Input : 100-240Vac, 0.4A, 50-60Hz Output : 24Vdc, 0.62A
Dimensions	430(L) x 324(W) x 127(D)mm
Weight	Approx : 6.56kg



Instruction manual
Test report CD



AL-58



AL-30AG
AL-30HB



AL-23CA



CA-232



CHA-7015 ISL-6237

Accessories

Instruction manual
Test report.
Test leads (AL-30AG AL-30HB)
Alligator clip (AL-23CA)
H.V Line probe with (AL-58)
Data transmission cable (CA-232)
Charger (CHA-7015)
Compact disk(CD).

7016 IN Digital (15kV) Insulation Tester



CE

Features

- Test insulation resistance up to 30TΩ (30000GΩ).
- Short-circuit current up to 5mA.
- Microprocessor controlled.
- 30 insulation test voltages from 500Vdc to 15kVdc, adjustable in 500V steps.
- AC/DC voltmeter (600V).
- PI (Polarization Index) indication.
- DAR (Dielectric Absorption ratio) indication.
- Auto-ranging on all insulation ranges.
- Backlight function.
- Menu driven.
- Visual and audible warning if external voltage is present ($\geq 30\text{Vac}$ or $\geq 30\text{Vdc}$).
- Auto-hold function to freeze the reading.
- Overload protection.
- Adjustment for testing time (duration) : 1~30 minutes.
- Auto-off.
- Calendar.
- Optical USB to RS-232 data transmission.
- 200 measurement results can be saved in the memory and recalled on the display.

Specifications

Test voltage	From 500Vdc to 15kVdc, Adjustable in 500V steps	
Preset buttons	1kV, 5kV, 10kV, 15kV	
Insulation resistance	1000GΩ / 0.5kV 1000GΩ at 0.5kV~30TΩ at 15kV	
Accuracy	1kV : 0~200GΩ 5kV : 0~1TΩ 10kV : 0~2TΩ 15kV : 0~3TΩ	$\pm(5\%rdg+5dgt)$
	1kV : 200GΩ~2TΩ 5kV : 1TΩ~10TΩ 10kV : 2TΩ~20TΩ 15kV : 3TΩ~30TΩ	$\pm 20\%$
Resolution	1GΩ : 0.001GΩ 10GΩ : 0.01GΩ 100GΩ : 0.1GΩ 1TΩ : 1GΩ 10TΩ : 10GΩ 30TΩ : 100GΩ	
Short circuit current	up to 5mA	
PI (Polarization Index)	√	
DAR (Dielectric Absorption Ratio)	√	
Voltmeter	ACV :	30~600V (50/60Hz)
	DCV :	30~600V
	Accuracy :	$\pm(2.0\%rdg+3dgt)$
	Resolution :	1V
Current measurement	0.5nA ~ 0.55mA (Depending on the insulation resistance)	

General

Power source	Rechargeable battery
Adapter	Input : 100-240Vac, 0.4A, 50-60Hz Output : 24Vdc, 0.62A
Dimensions	430(L) x 324(W) x 127(D)mm
Weight	Approx : 6.56kg



Instruction manual
Test report CD



AL-58



AL-30AG
AL-30HB



AL-23CA



CA-232



CHA-7015 ISL-6237

Accessories

Instruction manual
Test report.
Test leads (AL-30AG AL-30HB)
Alligator clip (AL-23CA)
H.V Line probe with (AL-58)
Data transmission cable (CA-232)
Charger (CHA-7015)
Compact disk(CD).

1160 IN Digital (1kV below) Insulation Tester

Features

- Measures insulation (MΩ), Continuity (Ω) and AC voltage.
- Three insulation test voltages(DC V) : 250V, 500V, 1000V.
- 3½ digital LCD (2000 counts).
- 68 × 34mm (2.677" × 1.338") large LCD display.
- LCD backlight display.
- Automatic circuit discharge.
- Test insulation at rated voltage into a 1mA load.
- 200mA short circuit testing current for continuity.
- Auto ranging.
- Fuse protection.
- Data hold function.
- BS 16 edition.

Specifications

Insulation Resistance

Test voltage	250V / 500V / 1000V	
Measuring ranges (Auto ranging)	0-20MΩ / 0-200MΩ / 0-2000MΩ	
Output voltage open circuit	+10%	
Accuracy	0-20MΩ :	±(1.5%rdg+5dgt)
	0-200MΩ :	±(2.5%rdg+3dgt)
	0-2000MΩ :	±(5%rdg+5dgt)
Resolution	0-20MΩ :	10kΩ
	0-200MΩ :	100kΩ
	0-2000MΩ :	1MΩ
Output current	1mA DC	

AC Voltage

Range	0-600V
Resolution	1V
Line frequency range	40-120 Hz
Accuracy	±(1.5%rdg+3dgt)

Current for continuity

Measuring range	0-200Ω
Resolution	0.1Ω
Short circuit terminal current	200mA DC min.
Open circuit terminal voltage	4V DC min.
Accuracy	±(1.5%rdg+3dgt)

General

Impedance	10MΩ
Dimensions	175(L) × 85(W) × 75(D) mm
Weight (battery included)	Approx. 600g
Power source	1.5V (AA) × 8
Safety standard	EN 61010-1 CAT III 600V, EN 61326-1



CE



AL-28-5



AL-25C-4

Accessories

Instruction manual
Test leads
Soft pouch
Shoulder belt
Batteries

1161 IN Digital (1kV below) Insulation Tester

Features

- Microprocessor-controlled.
- Measures insulation ($M\Omega$), Continuity (Ω) and AC voltage.
- Three insulation test voltages(DC V) : 250V, 500V, 1000V.
- 3½ digital LCD (2000 counts).
- 68 × 34mm (2.677" × 1.338") large LCD display.
- Waterproof design, protection class : IP54.
- Automatic circuit discharge.
- Test insulation at rated voltage into a 1mA load.
- 200mA short circuit testing current for continuity.
- Auto ranging.
- Fuse protection.
- Data hold function
- BS 16 edition.

Specifications

Insulation Resistance

Test voltage	250V / 500V / 1000V
Measuring ranges (Auto ranging)	0-20M Ω / 0-200M Ω / 0-2000M Ω
Output voltage open circuit	+10%
Accuracy	0-2M Ω : $\pm(5\%rdg+5dgt)$ 0-20M Ω : $\pm(1.5\%rdg+5dgt)$ 0-200M Ω : $\pm(2.5\%rdg+3dgt)$ 0-2000M Ω : $\pm(5\%rdg+5dgt)$
Resolution	0-2M Ω : 1k Ω 0-20M Ω : 10k Ω 0-200M Ω : 100k Ω 0-2000M Ω : 1M Ω
Output current	1mA DC

AC Voltage

Range	0-600V
Resolution	1V
Line frequency range	40-120 Hz
Accuracy	$\pm(1.5\%rdg+3dgt)$

Current for continuity

Measuring range	0-200 Ω
Resolution	0.1 Ω
Short circuit terminal current	200mA DC min.
Open circuit terminal voltage	4V DC min.
Accuracy	$\pm(1.5\%rdg+3dgt)$

General

Impedance	10M Ω
Dimensions	175(L) × 85(W) × 75(D) mm
Weight (battery included)	Approx. 600g
Power source	1.5V (AA) × 8
Safety standard	EN 61010-1 CAT III 600V, EN 61326-1



CE



AL-28-5



AL-25C-4

Accessories

Instruction manual
Test leads
Soft pouch
Shoulder belt
Batteries

1651 IN Digital (1kV below) Insulation Tester

Features

- Microprocessor-controlled.
- ACV auto-detection function on 3 insulation ranges (250/500/1000V) and low Ω range before pressing the TEST button.
- 68 x 34mm large LCD display.
- 3½ digital LCD (2000 counts) a LCD indicated instrument for insulation(M Ω), continuity (Ω) and AC voltage.
- Three insulation test voltages(DC V) : 250V, 500V, 1000V.
- Auto ranging.
- Auto power off function.
- Auto data hold function.
- Rel function (ohm only)
- Continuity buzzer.
- External AC voltage warning.
- Automatic circuit discharge.
- BS 16th edition.

Specifications

Insulation Resistance

Test voltage	250V / 500V / 1000V	
Measuring ranges (Auto ranging)	0-20M Ω / 0-200M Ω / 0-2000M Ω	
Output voltage open circuit	Rated test voltage +10%	
Accuracy	20M Ω :	$\pm(1.5\%rdg+2dgt)$
	200M Ω :	$\pm(2.5\%rdg+2dgt)$
	2000M Ω :	$\pm(5\%rdg+3dgt)$
Resolution	0-20.00M Ω :	10k Ω
	0-200.0M Ω :	100k Ω
	0-2000M Ω :	1M Ω
Output current	1mA DC	

AC Voltage

Range	0-600V	
Resolution	1V	
Accuracy	$\pm(1.5\%rdg+3dgt)$	

Continuity

Ranges	20 Ω / 200 Ω / 2000 Ω	
Resolution	0-20 Ω :	0.01 Ω
	0-200 Ω :	0.1 Ω
	0-2000 Ω :	1 Ω
Short circuit terminal current	> 200mA DC	
Accuracy	20 Ω :	$\pm(2\%rdg+4dgt)$
	200 Ω :	$\pm(1.5\%rdg+2dgt)$
	2000 Ω :	$\pm(1.5\%rdg+2dgt)$
Buzzer sounds	Below 10 Ω	

General

Dimensions	163(L) × 102(W) × 50(D)mm
Weight (battery included)	Approx. 470g
Power source	1.5V (AA) × 6
Safety standard	EN 61010-1 CAT III 600V EC 61557-1 IEC 61557-2, EN 61326-1



CE



AL-24-5



AL-21C2-4



AL-21C2-4

Accessories

Instruction manual
Test leads
Carry case
Batteries

Digital (1kV below) Insulation Testers

1851 IN Digital (1kV below) Insulation Tester

Features

- Measures insulation ($M\Omega$), Continuity (Ω) and AC voltage.
- Three insulation test voltages(DC V) : 250V, 500V, 1000V.
- $3\frac{1}{2}$ digital LCD (2000 counts).
- $68 \times 34\text{mm}$ ($2.677'' \times 1.338''$) large LCD display.
- Automatic circuit discharge.
- Test insulation at rated voltage into a 1mA load.
- 210mA short circuit testing current for continuity.
- External voltage warning indication.
- Fuse protection.
- BS 16th edition

Specifications

Insulation Resistance

Test voltage (DC V)	250V / 500V	1000V
Measuring ranges	0-200M Ω	0-2000M Ω
Resolution	1 count / 100k Ω	1 count / 1M Ω
Accuracy	$\pm(1.5\%rdg+5dgt)$	$\pm(3\%rdg+3dgt)$ (under 1G Ω /2000M Ω) $\pm(5\%rdg+3dgt)$ (under 2G Ω /2000M Ω)
Output voltage on open circuit	Rated test Voltage +10%	
Output current	1mA DC	
Power consumption	250mA	

AC Voltage

Range	0-600V
Resolution	1V
Accuracy	$\pm(1.5\%rdg+3dgt)$
Line frequency range	40-120 Hz

Continuity


Ranges	0-20 Ω	0-2k Ω
Resolution	0.01 Ω	1 Ω
Accuracy	$\pm(1.5\%rdg+5dgt)$	$\pm(1.5\%rdg+3dgt)$
Buzzer sounds	Below 10 Ω	
Open circuit terminal voltage	4V DC min.	
Short circuit terminal current	210mA DC min.	
Power consumption	Approx. 160mA	

General

Display	$3\frac{1}{2}$ digit (2000 counts)
Dimensions	170(L) \times 165(W) \times 92(D)mm
Weight (battery included)	Approx. 1040g
Power source	1.5V (AA) \times 8
Safety standard	EN 61010-1 CAT III 600V EN 61326-1



CE



AL-24-5



AL-21C2-4



BET-1800

Accessories

Instruction manual
Test leads
Shoulder belt
Fuse (0.5A 250V) 5 \times 20mm
Batteries

2151 IN Digital (1kV below) Insulation Tester

Features

- Microprocessor-controlled.
- 68 × 34mm(2.677" × 1.338") large LCD display.
- 3½ digital LCD(2000 counts) a LCD indicated instrument for insulation(MΩ), continuity(Ω) and AC voltage.
- Three insulation test voltages(DC) : 250V, 500V, 1000V.
- Automatic circuit discharge.
- Test insulation at rated voltage into a 1mA DC load.
- >200mA short circuit testing current for a resistance tests.
- Auto ranging.
- REL function.
- Auto power OFF.
- Fuse protection.
- Auto data hold.
- BS 16 edition.

Specifications

Insulation Resistance

Test voltage (DC V)	250V / 500V / 1000V
Measuring ranges (Auto ranging)	0-2MΩ / 0-20MΩ / 0-200MΩ / 0-2000MΩ
Output voltage on open circuit	+10%

Accuracy	0-2MΩ :	±(5%rdg+5dgt)
	0-20MΩ :	±(1.5%rdg+5dgt)
Accuracy	0-200MΩ :	±(2.5%rdg+3dgt)
	0-2000MΩ :	±(5%rdg+5dgt)

Resolution	0-2MΩ :	1kΩ
	0-20MΩ :	10kΩ
	0-200MΩ :	100kΩ
	0-2000MΩ :	1MΩ

Output current	1mA DC
----------------	--------

AC Voltage

Range	0-600V
Resolution	1V
Accuracy	±(1.5%rdg+3dgt)
Line frequency range	40-120 Hz

Continuity

Measuring range	20Ω / 200Ω / 2000Ω
Resolution	0.01Ω / 0.1Ω / 1Ω
Accuracy	±(1.5%rdg+3dgt)
Open circuit terminal voltage	12V DC
Short circuit terminal current	>200mA DC

General

Impedance	10MΩ
Dimensions (with housing front cover)	210(L) × 210(W) × 100(D)mm
Weight (battery included)	Approx. 1040g
Power source	1.5V (AA) × 8
Safety standard	EN 61010-1 CAT III 600V IEC 61557-1 IEC 61557-2, EN 61326-1



CE



AL-24-5



AL-21C2-4



BET-1800

Accessories

Instruction manual
Test leads
Shoulder belt
Batteries

2751 IN Digital (1kV below) Insulation Tester

Features

- Timer for test function (count 3-5 minutes).
- Three insulation test voltages(DC V) : 250V, 500V 1000V.
- 3½ digital LCD (2000 counts).
- 68 × 34mm (2.677" × 1.338") large LCD display.
- Automatic circuit discharge.
- Test insulation at rated voltage into a 1mA load.
- 200mA short circuit testing current for continuity.
- External voltage warning indication.
- Fuse protection.
- Data hold function
- Auto power off function.
- BS 16th edition.

Specifications

Insulation Resistance

Test voltage (DC V)	250V / 500V / 1000V
Measuring ranges (Auto ranging)	0-20MΩ / 0-200MΩ / 0-2000MΩ
Output voltage on open circuit	+10%
Accuracy	0-20MΩ: ±(1.5%rdg+5dgt) 0-200MΩ: ±(2.5%rdg+3dgt) 0-2000MΩ: ±(5%rdg+5dgt)
Output voltage on open circuit	Rated test Voltage +10%
Output current	1mA DC
Power consumption	250mA

AC Voltage

Range	0-600V
Resolution	1V
Accuracy	±(1.5%rdg+3dgt)
Line frequency range	40-120 Hz

Continuity


Measuring range	0-20Ω / 0-200Ω / 0-2000Ω
Resolution	0.01Ω / 0.1Ω / 1Ω
Accuracy	±(1.5%rdg+3dgt)
Open circuit terminal voltage	4V DC min.
Short circuit terminal current	200mA DC min.
Power consumption	300mA max

General

Display	3½ digit (2000 counts)
Impedance	10MΩ
Dimensions (with housing front cover)	205(L) × 90(W) × 55(D)mm
Weight (battery included)	Approx. 550g
Power source	1.5V (AA) × 6
Safety standard	EN 61010-1 CAT III 600V EN 61326-1



CE



Lorem ipsum AL-24-5



AL-21C2-4



BET-1800

Accessories

- Instruction manual
- Test leads
- Shoulder belt
- Batteries

2801 IN Digital (1kV below) Insulation Tester

Features

- Microprocessor-controlled with advanced safety features.
- Three test voltages : 250 / 500 / 1000V.
- Displays and sound warning if external voltage present.
- Ener-Save™ feature to extend battery life.
- Continuous battery monitoring.
- Auto ranging / auto-null / auto-off.
- Insulation tested at 1mA.
- Built-in carry case, test leads in separate pouch.
- Real-time barg-raph display of test voltage and voltage decay during discharge.
- Audible and visual message displayed if external voltage is present.
- Large LCD.
- Display can be customized for special orders.
- Continuity buzzer.
- Show test time duration (up to 99.9s) for easy comparison.
- BS 16 edition.



AL-30



AL-23CA R
AL-23CA B

Specifications

Insulation Resistance

Test voltage (DC V)	250V / 500V / 1000V
Measuring ranges (Auto ranging)	0-1000MΩ / 0-2000MΩ / 0-3000MΩ
Accuracy	±3%rdg
Output current	1mA DC min at 0.25MΩ(250V) 1mA DC min at 0.5MΩ(500V) 1mA DC min at 1MΩ(1000V)

Continuity

Low-resistance	0-500Ω
Resolution	0.001Ω
SC current	220mA
Accuracy	±1.0% rdg

General

Dimensions	170(L) × 120(W) × 95(D)mm
Weight (battery included)	Approx. 850g
Power source	1.5V (AA) × 8 Alkaline batteries
Safety standard	EN 61010-1, 61326-1

Accessories

- Instruction manual
- Test leads
- Shoulder belt
- Batteries

8005 IN Digital (1kV below) Insulation Tester



Features

- Microprocessor controlled.
- Four insulation test voltages (DC) : 50V, 100V, 250V, 500V
- The maximum insulation measurement range is 200G ohm @500V.
- Large LCD (78 × 67mm)
- Auto-ranging.
- Bar-graph indication.
- Backlight function.
- REL(Auto-null) function.
- Auto AC/DC voltmeter.
- Capacitor test.
- Auto-test stop & smart hold.
- Supplied with high quality test leads.
- Safety standard : EN 61010-1 CAT III

Specifications

Insulation Resistance(GΩ)

Test voltage (DC V)	50V / 100V / 250V / 500V
Measuring ranges	0-20GΩ/0-40GΩ/0-100GΩ/0-200GΩ
Output voltage open circuit	Rated test voltage +10%
Output short-circuit current	≥ 1.0mA

AC/DC Voltage

Measuring ranges	200.0mV / 2000mV / 200.0V / 600V
Accuracy	± (3%rdg+5dgt)

Resistance

Measuring ranges	20.00kΩ/200.0kΩ/2000kΩ/20.00MΩ
Accuracy	± (3%rdg+3dgt)

Continuity

Measuring ranges	20.00Ω / 200.0Ω / 2000Ω
Buzzer	under 10Ω
Open circuit voltage	5V±1V
Short circuit current	>210mA
Accuracy	± (3%rdg+5dgt)

Capacitor

Measuring ranges	200.0nF / 2000nF / 20.00uF
Accuracy	± (3%rdg+5dgt)

8010 IN Digital (1kV below) Insulation Tester



Features

- Microprocessor controlled.
- Four insulation test voltages (DC) : 125V, 250V, 500V, 1000V
- The maximum insulation measurement range is 200G ohm @1000V.
- 1mA test current on insulation test at nominal voltage.
- With a hand strap for easier holding.
- Large LCD (78 × 67mm)
- Auto-ranging.
- Bar-graph indication.
- Backlight function.
- REL(Auto-null) function.
- Auto AC/DC voltmeter.
- Capacitor test.
- Auto-test stop & smart hold.
- Supplied with high quality test leads.
- Safety standard:
EN 61010-1 CAT III 600V, IEC 61557-1 IEC 61557-2, EN 61326-1

Specifications

Insulation Resistance(GΩ)

Test voltage (DC V)	125V / 250V / 500V / 1000V
Measuring ranges	0-25GΩ/0-50GΩ/0-100GΩ/0-200GΩ
Output voltage open circuit	Rated test voltage +10%
Accuracy	± (3%rdg+5dgt)
Output short-circuit current	≥ 1.0mA

AC/DC Voltage

Measuring ranges	200.0mV / 2000mV / 200.0V / 600V
Accuracy	± (3%rdg+5dgt)

Resistance

Measuring ranges	20.00kΩ/200.0kΩ/2000kΩ/20.00MΩ
Accuracy	± (3%rdg+3dgt)

Continuity

Measuring ranges	20.00Ω / 200.0Ω / 2000Ω
Buzzer	under 10Ω
Open circuit voltage	5V±1V
Short circuit current	>210mA
Accuracy	± (3%rdg+5dgt)

Capacitor

Measuring ranges	200.0nF / 2000nF / 20.00uF
Accuracy	± (3%rdg+5dgt)



With a hand strap for easier holding.

1100 IN Insulation Tester for Telecoms

Features

- High quality Taut Band movement.
- Measures insulation(MΩ) and AC voltage.
- LED indication for testing insulation.
- Highly efficiency and accurate DC-DC converter.
- Battery check function.
- Compact and lightweight.
- AC voltage measurement can be made without depressing the test button.

Specifications

Insulation Resistance(GΩ)

Test voltage (DC V)	00V
Measuring ranges	0-200MΩ
Mid-scale value	5MΩ
Output voltage open circuit Rated test voltage +10%	
Accuracy	0.2-100MΩ : ± 5% rdg 0.7% of scale length at other ranges
Short circuit current	1mA DC

AC/DC Voltage

Measuring ranges	0-500V
Accuracy	± 2.5% of full scale

General

Operating temperature & humidity:	0°C ~ 40°C, up to 85% R.H.
Storage temperature & humidity:	-10°C ~ 50°C, up to 85% R.H.
Dimensions:	175(L) × 85(W) × 75(D) mm
Weight :	Approx. 510g (battery included)
Power source:	1.5V (AA) × 4
Safety standard:	EN 61010-1 CAT III 500V EN 61326-1

Accessories

- Instruction manual
- Test leads
- Shoulder belt
- Batteries
- Soft pouch (Optional)



CE

1801 IN Insulation Tester for Telecoms



Features

- High quality Taut Band movement.
- Battery operated.
- Solid state circuitry.
- Battery check feature.
- Automatic circuit discharge.
- Three insulation test voltages.
- Color-coded scale.
- AC voltage measurement.
- Fuse protected.

Specifications

Insulation Resistance(GΩ)

Test voltage (DC V)	50V / 125V / 250V
Measuring ranges	0-20MΩ / 0-50MΩ / 0-100MΩ
Output voltage open circuit	Rated test voltage +10%
Accuracy	0±5% of indicated value
Short circuit current	2mA DC
Power consumption	190mA

AC/DC Voltage

Measuring ranges	0-600V
Accuracy	± 2.5% of full scale
Line frequency range	40-1kHz

Continuity

Measuring range	0-50Ω & ∞
Accuracy	± 5% of scale length
Open circuit terminal voltage	4V DC Approx.
Short circuit terminal current	145mA DC Approx.
Power consumption	200mA

General

Dimensions	170(L) × 165(W) × 92(D) mm
Weight (battery included)	Approx. 1000g
Power source	1.5V (AA) × 8
Safety standard	EN 61010-1 CAT III 600V EN 61326-1

Accessories

- Instruction manual
- Test leads
- Shoulder belt
- Batteries



6213A IN-M OLED Display (Up to 10kV) Insulation Tester



CE

Features

- High contrast OLED display
- Designed for viewing in the dark, for mining industry.
- Wide viewing angle.
- Smart microprocessor-controlled.
- 2 x 16 characters, large, High Contrast, Intelligent OLED Display.
- Automatically calculates Dielectric Absorption Ratio (DAR).
- Automatically calculates Polarization Index (PI).
- Insulation resistance; Auto-ranging on all ranges.
- Ener-Save
- Bar graph indicates test voltage. Rise and decay can be observed.
- External voltage presence warning (>500Vac or Vdc)
- Overload protection
- Low battery indicator (real time battery voltage measurement)
- Measures insulation time duration of the test
- Better than 10% accuracy on all ranges
- Auto-off

Specifications

Test voltage	From 500Vdc to 10kVdc, Adjustable in 500V Steps
Preset buttons	1kV, 2.5kV, 5kV, 10kV
Measuring range	800k Ω -500G Ω (auto-ranging)
Accuracy	$\pm 5\% \pm 2$ digits
Output power limit	1W
Voltage regulation	Selected Voltage +20%-5% of nominal value unless current limited. Meaning that if output current is too high, the voltage will be lowered automatically.

General

Dimensions	330(L) \times 260(W) \times 160(D)mm
Weight	Approx. 3600g (battery included)
Power source	1.5V "C" \times 8 Alkaline batteries
Safety standard	EN 61010-1 CAT III 300V, EN 61326-1

Accessories

Instruction manual
Color coded flexible silicone test leads
Batteries